





Supplier Document Exchange (SDX) quick start

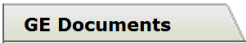

Login:

- ✓ Go to <https://plm.ge-energy.com/energyplm/>
- ✓ Enter your SSO and password.
- ✓ Click on  - **Sourcing - Supplier Response**
- ✓ Click on  at the top of the Name column to sort the list.
- ✓ Click on the SDX folder you need.



Or...If you received an Email SDX notification:

- ✓ Click on the link in the Email.
- ✓ Enter your SSO and password.

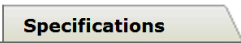
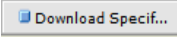
Download files:

- ✓ Click on the  tab.
- ✓ Click on the  icon for each item you need to download.

Upload files to GE:

- ✓ Click on the  tab.
- ✓ Click on the  icon for each item you need to upload.

Download Part Specifications:

- ✓ Click on the  tab.
- ✓ Choose the part you need.
- ✓ Click  on the toolbar.

Help:

- ✓ Dial 678-844-7691 in the US.
- ✓ Email energy.plm.access@ge.com